

Model: P330D5


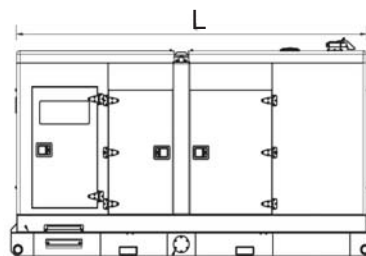
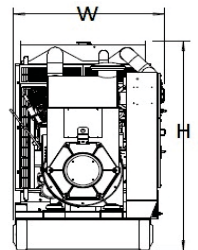
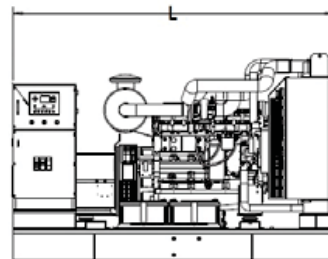
Powered by PERKINS

Output Rating

MODEL		Power rating		Voltage available		
		PRIME(1)	STANDBY(2)			
P330D5	400V/50HZ	240KW	264KW	380/220V	400/230V	415/240V
	PF:0.8	300KVA	330KVA			

General Information

Model	P330D5		
Engine	1506A-E88TAG5		
Speed control type	ECM		
Phase	3		
Control System	Digital		
System voltage	24V		
Frequency	50HZ		
Engine Speed(RPM)	1500		
Fuel Consumption (L/H)	Standby power(2)	73	
	Prime Power(1)	65	
	75% prime power	48	
	50% prime power	33	



Dimension and Weight

Dimension	Open	Silent
Length (L)	2700mm	3750mm
Width (W)	1100mm	1220mm
Height (H)	2230mm	2260mm
Net Weight	2310KG	NA

AGG POWER gensets are compliant with EC mark which include the following directives:

- * 2006/42/EC Machinery safety.
- * 2006/95/EC Low voltage
- * EN 60204-1: 2006+A1:2009, EN ISO 12100:2010, EN ISO 13849-1: 2008, EN 12601: 2010

(1) Prime Power (PRP):

According to ISO 8528-1:2005, Prime power is the maximum power which a generating set is capable of delivering continuously whilst supplying a variable electrical load when operated for an unlimited number of hours per year under the agreed operation conditions with the maintenance intervals and procedures being carried out as prescribed by the manufacturer. The permissible average power output (Ppp) over 24h of operation shall not exceed 70% of the PRP.

(2) Standby Power (ESP):

According to ISO 8528-1:2005, standby power is the maximum power available during a variable electrical power sequence, under the stated operation conditions, for which a generating set is capable of delivering in the event of a utility power outage or under test conditions for up to 200h of operation per year with the maintenance intervals and procedures being carried out as prescribed by the manufacturers. The permissible average power output over 24h of operation shall not exceed 70% of the ESP.



Engine Specification

Specification		
Number of cylinders	6 vertical in-line	
Bore and stroke	112 x 149 mm	4.5 x 5.8 in
Displacement	8.8 litres	537 cubic in ³
Aspiration	Turbocharged aftercooled	
Cycle	4 stroke	
Combustion system	Direct injection	
Compression ratio	16.1:1	
Rotation	Anti-clockwise, viewed on flywheel	
Total lubricating capacity	41 litres	9.01 US gal
Cooling system	Liquid	

Technical information

Air inlet system

- Mounted air filter and turbocharger

Fuel system

- HEUI fuel system with full authority electronic control
- Electronic governing to ISO 8528-5 with stand-alone isochronous and load-sharing capabilities
- Fuel filter, fuel transfer pump, fuel priming pump
- Spin on primary, secondary and water filter separator

Lubrication system

- Wet full aluminium sump with filler and dipstick
- Full-flow spin-on filters
- Oil pump, gear driven

Cooling system

- Thermostatically controlled with belt driven, circulating pump and belt-drive fan
- Mounted belt driven pusher fan
- Radiator supplied loose with all guards and pipes
- Air-to-air charge cooler incorporated in radiator

Electrical equipment

- 24V starter motor and 24V, 45 amp alternator with DC output
- Electronic Control Module (ECM) mounted on engine with wiring looms and sensors

Flywheel and housing

- High inertia flywheel to SAE 1 J620 Size 355.6 mm (14 in)
- Aluminium SAE 1 flywheel housing

Mountings

- Front engine mounting bracket



▪ Alternator

Alternator		
Poles	Num	4
Winding Connections (standard)		Star-serie
Insulation	Class	H class
Enclosure (according IEC-34-5)		IP23
Exciter System		Brushless
Voltage Regulator		A.V.R.
Bearing		Single bearing
Coupling		Flexible disc
Coating type		Standard (Vacuum impregnation)

▪ Options

Engine	Alternator	Generator Sets	Fuel System	Canopy
<ul style="list-style-type: none"> •Water Jacket Preheater •Oil Preheater 	<ul style="list-style-type: none"> •Winding Temperature measuring Instrument •Alternator Preheater •PMG •Anti-damp and anti-corrosion treatment •Anti-condensation heater 	<ul style="list-style-type: none"> •Tools with the machine 	<ul style="list-style-type: none"> • Low fuel level alarm •Automatic fuel feeding system •Fuel T-valves 	<ul style="list-style-type: none"> •Rental Type Canopy •Trailer
Lubricating System	Exhaust System	Cooling System	Control Panel	Voltages
<ul style="list-style-type: none"> •Oil with the machine 	<ul style="list-style-type: none"> •Protection board from hotness 	<ul style="list-style-type: none"> • Front heat protection • Coolant (-30°C) 	<ul style="list-style-type: none"> •Remote control panel • ATS • Remote controller • Synchronizing controller 	<ul style="list-style-type: none"> • 415/240V • 380/220V • 220/127V • 220/127V • 200-115V



Control Panel



Product description

- Single gen-set controller for Stand-by and Prime-power applications
- Direct communication with EFI engines
- Total remote monitoring and control

Key features

- Easy to install, configure and use
- Wide range of communication capabilities including:
 - connection via RS232, RS485, CAN and on board USB
 - internet access using Ethernet or GPRS
 - support for Modbus and SNMP protocols
- Cloud-based monitoring and control
- Active SMS and emails in different languages
- 2x 5 A binary outputs for cranking and fuel solenoid
- Option for up to 16 additional binary inputs/outputs
- Flexible event based history with up to 350 events
- Load shedding, dummy load capability
- Automatic temperature based cooling/heating
- Comprehensive gen-set protections
- Multipurpose flexible timers
- True RMS measurement

Available extension modules

Product	Description	Order code
CM-Ethernet	Ethernet interface	CM2ETHERXBX
CM-GPRS	GSM modem / wireless internet	CM2GPRSXXBX
CM-RS232-485	Dual port interface	CM223248XBX
EM-BIO8-EFCP	8 additional binary inputs/outputs	EM2BIO8EXBX

Functions and protections

Description	ANSI code	Description	ANSI code
Over voltage	59	Load shedding	32P
Under voltage	27	Overload	32
Voltage asymmetry and Phase rotation**	47	Power factor	55
Over frequency	81H	Temperature	49T
Under frequency	81L	Gas (fuel) level	71
Over current*	50 + 51	Earth fault current	50N + 64
Current unbalance	46		

* Short current only

** Fixed setting

